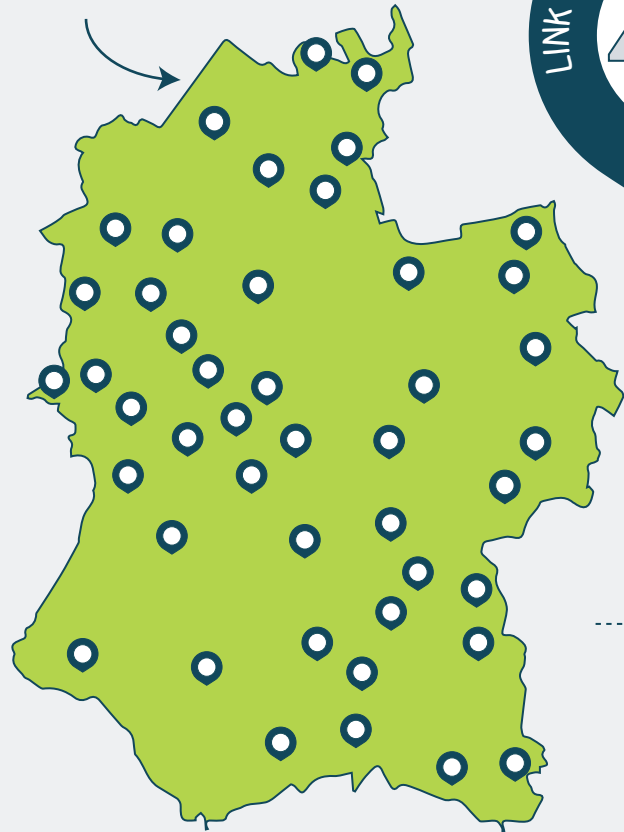




# Link Scheme Audit 2023



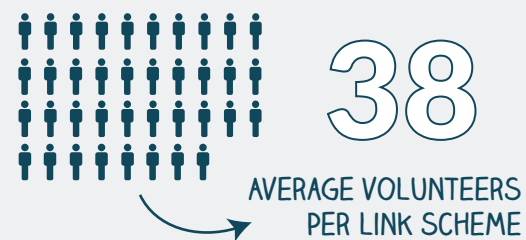
## LINK SCHEME MAP OF WILTSHIRE



LINK GOOD NEIGHBOUR SCHEMES  
**42**

THE NUMBER OF LINK SCHEMES IN WILTSHIRE & SWINDON IS UNCHANGED FROM 2022

**1,592**  
NUMBER OF VOLUNTEERS INVOLVED IN LINK SCHEMES



PERCENTAGE CHANGE IN LINK VOLUNTEERS FROM 2022  
**-2%**

IN 2023 LINK VOLUNTEERS OFFERED:

**108,352**  
Hours

THE NUMBER OF HOURS GIVEN BY VOLUNTEERS INCREASED BY 7% IN 2023  
**+7%**



ECONOMIC VALUE BASED ON HOURLY RATE\*



**£1,352,232**

AVERAGE ADDED ECONOMIC VALUE PER VOLUNTEER HAS INCREASED BY 7% FROM 2022 LINK SCHEME AUDIT FIGURES

**£849.39**

AVERAGE ADDED ECONOMIC VALUE PER VOLUNTEER IN 2023

\*Based on ONS South West Average hourly pay - gross (£) - For all jobs @ £12.48 per hour

**+8%**

THE NUMBER OF MILES TRAVELLED BY LINK VOLUNTEER DRIVERS INCREASED BY 8% COMPARED WITH 2022 AUDIT FIGURES

IN 2023 LINK VOLUNTEERS TRAVELLED:

**743,413**  
Miles

IN 2023 EACH LINK VOLUNTEER TRAVELLED AN AVERAGE OF:

**466 Miles**

**17,700 Miles**

IN 2023 EACH LINK SCHEME TRAVELLED AN AVERAGE OF

EVERYDAY TASKS COMPLETED IN 2023\*

**40,299**

THE NUMBER OF 'GOOD NEIGHBOUR' TASKS COMPLETED IN 2022 INCREASED BY **+18%**

\*Some Link schemes offer good neighbour services including small tasks in the home & garden, shopping, prescription collection and befriending.



HEALTH RELATED JOURNEYS IN 2023

**29,761** (+13% INCREASE FROM 2022)

DISTRICT HOSPITALS **11,590** (+20%)

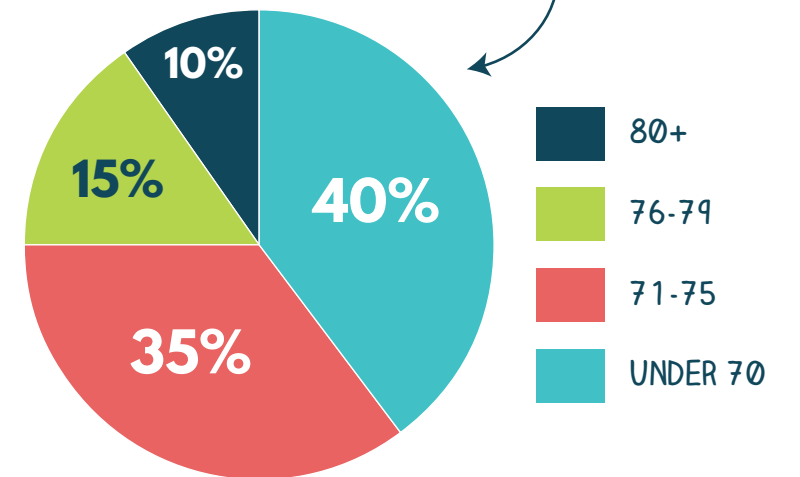
DOCTORS SURGERIES **6,855** (-5%)

OTHER HEALTH & DENTISTS **6,047** (+20%)

OTHER HOSPITALS **2,918** (+20%)

COMMUNITY HOSPITALS **2,351** (+21%)

## LINK SERVICE DRIVERS AGE PROFILE



COMMUNITY FIRST